

CAB & CARGO HEATER

TEMRO

HEATING PRODUCTS

ZEROSTART

HEATING PRODUCTS

Auxiliary heating for off-road equipment, trucks, buses, vans and other vehicles



See catalog for Replacement Parts

Customer service: Toll Free: 800.328.6108
Email: customerservice@phillipsandtemro.com
www.phillipsandtemro.com

PHILLIPS & TEMRO
industries®

CAB & CARGO HEATER

BENEFITS

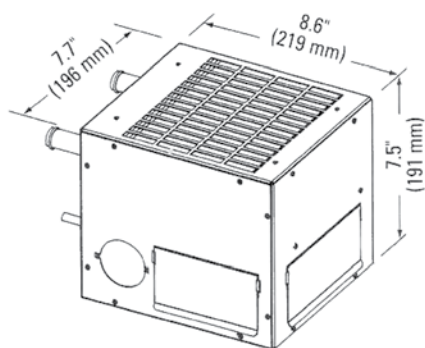
- Isolated, more efficient air flow prevents air loss through heater vents
- Built-in grill protects the heater core which prevents damage and prolongs life
- Compact design to allow for a wide variety of placement options

WHERE TO USE

- Designed for vehicles where space is limited


MODEL 100 – 17,500 BTU

Firewall or Wall Mounted Unit



STANDARD FEATURES

- 17,500 BTU
- 2-speed reversible fan motor
- Heat exchanger tested to 300 psi
- Installation kit is included



SPECIFICATIONS

Part No.	Voltage	2-Speed	Capacity (BTU/Hr)	Airflow (CFM)	Current (Amps)	Dimensions	Outlet Size (in/mm)	Outlet Direction	Unit Wt. (lbs)
7000101	12V	High	17,500	150	3.9	7.5 x 8.6 x 7.7" (191 x 219 x 196 mm)	5/8" (16 mm)	rear top	10.0
		Low	12,500	100	1.9				
7000102	12V	High	17,500	150	3.9	7.5 x 8.6 x 7.7" (191 x 219 x 196 mm)	3/4" (19.0 mm)	rear top	10.0
		Low	12,500	100	1.9				
7000103	24V	High	17,500	150	2.0	7.5 x 8.6 x 7.7" (191 x 219 x 196 mm)	5/8" (16 mm)	rear top	10.0
		Low	12,500	100	1.0				
7000104	24V	High	17,500	150	2.0	7.5 x 8.6 x 7.7" (191 x 219 x 196 mm)	3/4" (19.0 mm)	rear top	10.0
		Low	12,500	100	1.0				

BTU/Hr. target performance rating test conditions (as per SAE J638 APR93)-12V/24V at connections: 0°F/-18°C ambient air temperature; 180°F/82°C inlet coolant temperature; 2.31 GPM/8.75 LPM coolant flow rate.

Corrosion testing (as per MIL-STD-810E for humidity). **Vibration/shock testing** (as per SAEJ1598 APR 94 "vibration standard").

BENEFITS


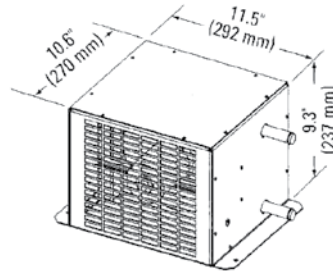
- Compact design to allow for a wide variety of placement options
- Isolated, more efficient air flow prevents air loss through heater vents
- Built-in grill protects the heater core which prevents damage and prolongs life

WHERE TO USE

- Designed for off-road vehicles with limited space

MODEL 200 – 30,000 BTU

Floor or Wall Mounted Unit



STANDARD FEATURES

- 30,000 BTUs
- Single fan
- 2-speed reversible fan motor
- Heat exchanger tested to 300 psi
- Installation kit included

SPECIFICATIONS

Part No.	Voltage	2-Speed	Capacity (BTU/Hr)	Airflow (CFM)	Current (Amps)	Dimensions	Outlet Size (in/mm)	Outlet Direction	Unit Wt. (lbs)
7000201	12V	High Low	30,000 25,000	250 175	9.4 5.0	9.3 x 11.5 x 10.6" (237 x 292 x 270 mm)	5/8" (16 mm)	rear left	26.5
7000202	12V	High Low	30,000 25,000	250 175	9.4 5.0	9.3 x 11.5 x 10.6" (237 x 292 x 270 mm)	5/8" (16 mm)	left	26.5
7000203	12V	High Low	30,000 25,000	250 175	9.4 5.0	9.3 x 11.5 x 10.6" (237 x 292 x 270 mm)	5/8" (16 mm)	right	26.5
7000204	12V	High Low	30,000 25,000	250 175	9.4 5.0	9.3 x 11.5 x 10.6" (237 x 292 x 270 mm)	3/4" (19.0 mm)	rear left	26.5
7000205	12V	High Low	30,000 25,000	250 175	9.4 5.0	9.3 x 11.5 x 10.6" (237 x 292 x 270 mm)	3/4" (19.0 mm)	left	26.5
7000206	12V	High Low	30,000 25,000	250 175	9.4 5.0	9.3 x 11.5 x 10.6" (237 x 292 x 270 mm)	3/4" (19.0 mm)	right	26.5
7000207	24V	High Low	30,000 25,000	250 175	4.7 2.5	9.3 x 11.5 x 10.6" (237 x 292 x 270 mm)	5/8" (16 mm)	rear left	26.5
7000208	24V	High Low	30,000 25,000	250 175	4.7 2.5	9.3 x 11.5 x 10.6" (237 x 292 x 270 mm)	5/8" (16 mm)	left	26.5

BTU/Hr. target performance rating test conditions (as per SAE J638 APR93)-12V/24V at connections: 0°F/-18°C ambient air temperature; 180°F/82°C inlet coolant temperature; 2.31 GPM/8.75 LPM coolant flow rate.

Corrosion testing (as per MIL-STD-810E for humidity). **Vibration/shock testing** (as per SAEJ1598 APR 94 "vibration standard").

BENEFITS


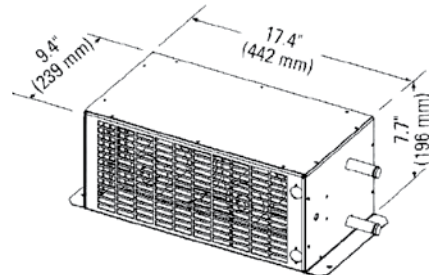
- Compact design to allow for a wide variety of placement options
- Heater core protected to prevent damage

WHERE TO USE

- Construction equipment

MODEL 300 – 40,000 BTU

Under Seat Heater



STANDARD FEATURES

- 14 gauge steel case and grill
- 2-speed, reversible fan
- Installation kit included

SPECIFICATIONS

Part No.	Voltage	Fan Speed	Capacity (BTU/Hr)	Airflow (CFM)	Current (Amps)	Dimensions	Outlet Size (in/mm)	Outlet Direction	Unit Wt. (lbs)
7000301	12V	High/High	40,000	325	8.9	7.7 x 17.4 x 9.4" (196 x 442 x 239 mm)	5/8" (16 mm)	rear left	28.3
		Low/Low	28,000	200	4.8				
		Low/Off	15,000	100	2.4				
7000302	12V	High/High	40,000	325	8.9	7.7 x 17.4 x 9.4" (196 x 442 x 239 mm)	5/8" (16 mm)	left	28.3
		Low/Low	28,000	200	4.8				
		Low/Off	15,000	100	2.4				
7000303	12V	High/High	40,000	325	8.9	7.7 x 17.4 x 9.4" (196 x 442 x 239 mm)	5/8" (16 mm)	right	28.3
		Low/Low	28,000	200	4.8				
		Low/Off	15,000	100	2.4				
7000305	12V	High/High	40,000	325	8.9	7.7 x 17.4 x 9.4" (196 x 442 x 239 mm)	3/4" (19.0 mm)	left	28.3
		Low/Low	28,000	200	4.8				
		Low/Off	15,000	100	2.4				
7000306	12V	High/High	40,000	325	8.9	7.7 x 17.4 x 9.4" (196 x 442 x 239 mm)	3/4" (19.0 mm)	right	28.3
		Low/Low	28,000	200	4.8				
		Low/Off	15,000	100	2.4				
7000308	24V	High/High	40,000	325	4.5	7.7 x 17.4 x 9.4" (196 x 442 x 239 mm)	5/8" (16 mm)	left	28.3
		Low/Low	28,000	200	2.4				
		Low/Off	15,000	100	1.2				
7000309	24V	High/High	40,000	325	4.5	7.7 x 17.4 x 9.4" (196 x 442 x 239 mm)	5/8" (16 mm)	right	28.3
		Low/Low	28,000	200	2.4				
		Low/Off	15,000	100	1.2				
7000311	24V	High/High	40,000	325	4.5	7.7 x 17.4 x 9.4" (196 x 442 x 239 mm)	3/4" (19.0 mm)	left	28.3
		Low/Low	28,000	200	2.4				
		Low/Off	15,000	100	1.2				

CAB & CARGO HEATER

BENEFITS


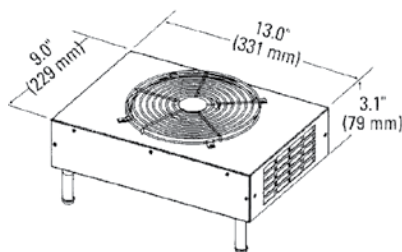
- Compact design to allow for a wide variety of placement options
- Isolated, more efficient air flow prevents air loss through heater vents
- Built-in grill protects the heater core which prevents damage and prolongs life

WHERE TO USE

- Under the seat, secondary heat source for delivery trucks and sleeper cabs

MODEL 400 – 13,500 BTU

Under Seat Heater



STANDARD FEATURES

- 13,500 BTUs
- Heavy duty twin cores
- 2-speed reversible fan motor
- Heat exchanger tested to 300 psi
- Installation kit included

SPECIFICATIONS

Part No.	Voltage	Fan Speed	Capacity (BTU/Hr)	Airflow (CFM)	Current (Amps)	Dimensions	Outlet Size (in/mm)	Outlet Direction	Unit Wt. (lbs)
7000401	12V	High	13,500	130	4.3	9.3 x 11.5 x 10.6" (237 x 292 x 270 mm)	5/8" (16 mm)	bottom	10.4
		Low	10,000	80	2.3				
7000403	24V	High	13,500	130	2.2	9.3 x 11.5 x 10.6" (237 x 292 x 270 mm)	5/8" (16 mm)	bottom	10.4
		Low	10,000	80	1.1				

BTU/Hr. target performance rating test conditions (as per SAE J638 APR93)-12V/24V at connections: 0°F/-18°C ambient air temperature; 180°F/82°C inlet coolant temperature; 2.31 GPM/8.75 LPM coolant flow rate.

Corrosion testing (as per MIL-STD-810E for humidity). **Vibration/shock testing** (as per SAEJ1598 APR 94 "vibration standard").

BENEFITS


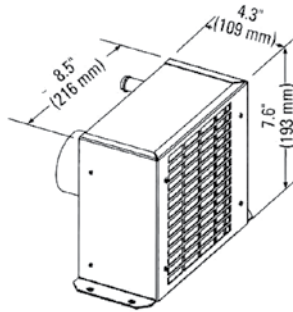
- Compact design to allow for a wide variety of placement options
- Isolated, more efficient air flow prevents air loss through heater vents

WHERE TO USE

- Designed for vehicles with limited space. Ideally suited for applications where defrosting is not required.

MODEL 500 – 17,500 BTU

Space Saver Design



STANDARD FEATURES

- 17,500 BTUs
- 2-speed reversible fan motor
- Heat exchanger tested to 300 psi
- Installation kit included

SPECIFICATIONS

Part No.	Voltage	Fan Speed	Capacity (BTU/Hr)	Airflow (CFM)	Current (Amps)	Dimensions	Outlet Size (in/mm)	Outlet Direction	Unit Wt. (lbs)
7000501	12V	High Low	17,500 12,500	150 100	4.4 2.4	7.6 x 8.5 x 4.3" (193 x 109 x 26 mm)	5/8" (16 mm)	bottom right	7.4
7000502	12V	High Low	17,500 12,500	150 100	4.4 2.4	7.6 x 8.5 x 4.3" (193 x 109 x 26 mm)	5/8" (16 mm)	rear right	7.4
7000503	12V	High Low	17,500 12,500	150 100	4.4 2.4	7.6 x 8.5 x 4.3" (193 x 109 x 26 mm)	3/4" (19.0 mm)	bottom right	7.4
7000504	12V	High Low	17,500 12,500	150 100	4.4 2.4	7.6 x 8.5 x 4.3" (193 x 109 x 26 mm)	3/4" (19.0 mm)	rear right	7.4
7000505	24V	High Low	17,500 12,500	150 100	2.2 1.2	7.6 x 8.5 x 4.3" (193 x 109 x 26 mm)	5/8" (16 mm)	bottom right	7.4
7000506	24V	High Low	17,500 12,500	150 100	2.2 1.2	7.6 x 8.5 x 4.3" (193 x 109 x 26 mm)	5/8" (16 mm)	rear right	7.4
7000508	24V	High Low	17,500 12,500	150 100	2.2 1.2	7.6 x 8.5 x 4.3" (193 x 109 x 26 mm)	3/4" (19.0 mm)	rear right	7.4

BTU/Hr. target performance rating test conditions (as per SAE J638 APR93)-12V/24V at connections: 0°F/-18°C ambient air temperature; 180°F/82°C inlet coolant temperature; 2.31 GPM/8.75 LPM coolant flow rate.

Corrosion testing (as per MIL-STD-810E for humidity). **Vibration/shock testing** (as per SAEJ1598 APR 94 "vibration standard").

9700 West 74th Street, Eden Prairie, MN 55344
 Phone: 952-941-9700 ▪ Toll-Free: 800-328-6108 ▪ Fax: 952-941-2285
 sales@phillipsandtemro.com ▪ customerservice@phillipsandtemro.com

#LIT0016P ©2014 PHILLIPS & TEMRO INDUSTRIES PRINTED IN U.S.A.

PHILLIPS & TEMRO
 industries®

www.phillipsandtemro.com